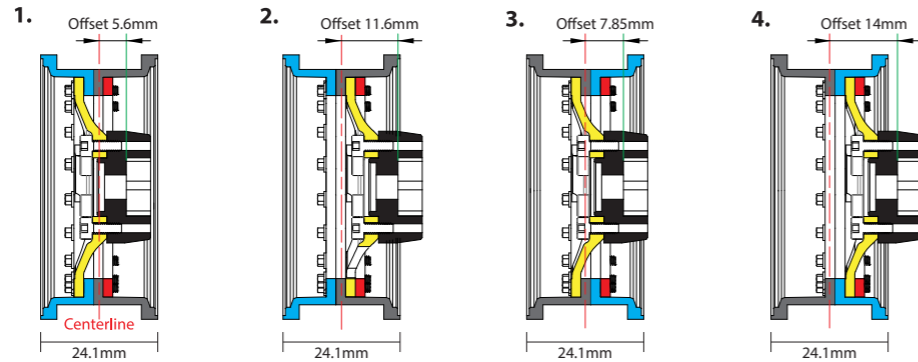


PROBUILD™ 1.9" CUSTOMIZABLE BEADLOCK WHEELS NARROW

Version 1.1

WHEEL OFFSET WITH HUB(XT604)

SV-5 Faceplate used (Image for reference only)



7.5mm Barrel 10mm Barrel Faceplate Steel Lock Ring

WWW.BOOMRACINGRC.COM

The Most Customizable Off-Road Wheels in RC

BUILD LIKE A PRO

The idea behind PROBUILD was to find a way to make a fully customizable and adjustable wheel with multiple setup options. Today, that sounds really smart, but back when we started most people thought we were crazy. That's alright, everything has its time!

EXACTLY THE WAY YOU LIKE

Quality off-road wheels are not always affordable. Most of us save our money to get a nice set. Deciding on the right set of wheels can end up being a scary and expensive learning lesson. Our proprietary customizable design completely removes any fear of getting another set of wheels that are "almost right". We took into consideration all of the desirable wheel features - style, color, offset, material, total width, weight, hub size, hardware styling, etc., and provided the options to adjust the wheel to the way you like.



#boomracing



www.facebook.com/
boomracingrc



PROBUILD™
1.9" CUSTOMIZABLE BEADLOCK WHEELS
NARROW



www.boomracingrc.com


Copyright © Boom Racing Co. Ltd

PROBUILD™ 1.9" CUSTOMIZABLE BEADLOCK WHEELS NARROW

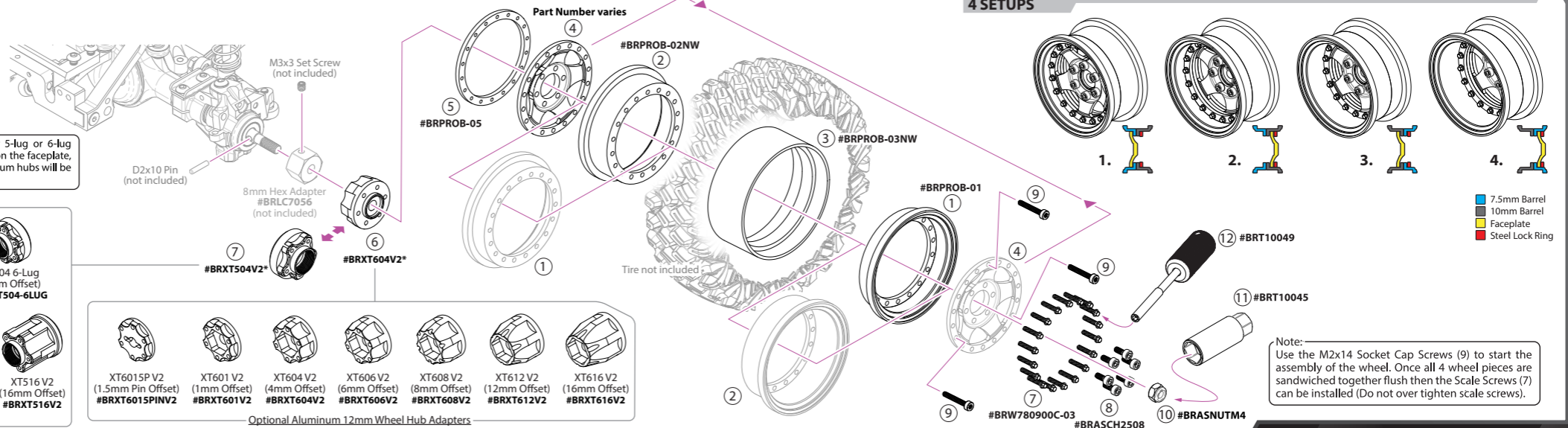
Installation Manual

Parts Included:	Qty.
(1) 7.5mm Barrel	2
(2) 10mm Barrel	2
(3) 17.5mm Center Piece	2
(4) Faceplate	2
(5) Steel Lock Ring	2
(6) XT604 V2 Wheel Hub Adapter	2*
(7) XT504 V2 Wheel Hub Adapter	2*
(8) M2x9 Scale Screw	40
(9) M2.5x8 Socket Cap Screw	12
(10) M2x14 Socket Cap Screw	6
(11) M4 Nut - Nyloc	2
(12) 7mm Nut Driver Adapter	1
(13) 2mm Scale Socket Driver	1
(14) M2x8 Socket Cap Screw	40

* Faceplates come in either 5-lug or 6-lug bolt patterns. Depending on the faceplate, XT5 (5-lug) or XT6 (6-lug) alum hubs will be used.



Optional Aluminum 12mm Wheel Hub Adapters



Note:
Use the M2x14 Socket Cap Screws (9) to start the assembly of the wheel. Once all 4 wheel pieces are sandwiched together flush then the Scale Screws (7) can be installed (Do not over tighten scale screws).

WWW.BOOMRACINGRC.COM